



PIVOTING PLATFORM HOIST 400 INSTRUCTIONS

REIMANN & GEORGER CORPORATION
HOISTING PRODUCTS
P/N 6102097

BUFFALO, NY
09/21/16

8 PARTS LISTS

Each item number on the following parts lists can be matched with the item number shown on the corresponding assembly drawing as indicated below.

Refer to Figure 8-1 & 8-3 for items 1 thru 21.

Item Number	Part Number	Quantity	Description
1	0400574	1	TOP SHEAVE BRACKET
2	0400575	4	SPRING,BOLT, & NUT – TOP SHEAVE
3	7300653	1	SNAP SAFETY HOOK
	5803519	1	CARRIAGE BOLT
	5806370	1	LOCKNUT
4	0401424	1	TOP SHEAVE BRACKET MTG HDWR KIT consisting of: 4ea carriage bolt & wing nut
5	0420405		CROSS TIE BRACE*
	0401499	4	PIVOT BRACKET GUIDE ROLLER ASSY
7	0410218	4	PIVOTING HOIST PLATFORM TROLLEY WHEEL ASSY HD
	5806282	4	HEX HEAD CAP SCREW
	5806370	4	HEX NUT TOPLOCK
8	0400619	8	TROLLEY WHEEL
	5806454	8	FLAT WASHER SPACER
	5806370	8	HEX HEAD CAP SCREW
	0410709	4	PIVOTING TRACK TROLLEY WHEEL SPACER
9	0410303	1	PIVOTING PLATFORM MAIN FRAME
10	7303600	1	SHEAVE
	5806253	1	HEX HEAD CAP SCREW
	5806368	1	HEX NUT TOPLOCK
12	0420401	2	TRACK SWIVEL SHOE MTG BRKT*
13	0420402	2	TRACK SWIVEL SHOE*
14	0420403	2	CROSS TIE STIFFENER
15	0400826	8	GUIDE ROLLER WHEEL
	5806250	4	HEX HEAD CAP SCREW
	5806406	20	FLAT WASHER SAE
	5806368	4	HEX NUT TOPLOCK
16	0410533	2	PLATFORM DIAGONAL BRACE
	5806287	2	HEX HEAD CAP SCREW
	5806280	2	HEX HEAD CAP SCREW
	5806370	4	HEX NUT TOPLOCK
17	0410306	1	PLATFORM FRAME
	5806287	2	HEX HEAD CAP SCREW
	5806370	2	HEX NUT TOPLOCK
	5806400	3	FLAT WASHER SAE ½"

18	0404218	2	PLATFORM STOP
	5806247	4	HEX HEAD CAP SCREW
	5806377	4	HEX NUT
20	0400828		TRACK SPLICE PLATE
21	7303600	1	SHEAVE
	5806326	1	CARRIAGE BOLT
	5806370	1	HEX NUT TOPLOCK
	5800831		TRACK SPLICE PLATE NUT & BOLT 1ea.
	0482800		TRACK SPLICE PLATE KIT consisting of: 2 splice plates, 8 EA. Nut & bolt.
	0401498		TRACK SWIVEL SHOE CONVERSION KIT* consisting of: 2 shoes & 2 mounting brackets.
Refer to Figure 8-2 for Pivoting Track Items 22 thru 31.			
22	0410330	1	PIVOTING TRACK 400 MID-SECTION WELDMENT
23	7304104	6	POLYMER ROLLER
	5800150	2	HEX HEAD CAP SCREW 5-1/2"
	5806255	2	HEX HEAD CAP SCREW 3"
	5806368	4	HEX NUT TOPLOCK
24	0410548	2	PIVOT HINGE ANGLE LH
	5806250	2	HEX HEAD CAP SCREW 1-3/4"
	5806368	2	HEX NUT TOPLOCK
25	0410551	2	PIVOT HINGE ANGLE RH
	5806250	2	HEX HEAD CAP SCREW 1-3/4"
	5806368	2	HEX NUT TOPLOCK
26	0410542	2	PIVOT ADJUST ANGLE LH
	5806251	2	HEX HEAD CAP SCREW 2"
	5806250	2	HEX HEAD CAP SCREW 1-3/4"
	5806368	4	HEX NUT TOPLOCK
27	0410545	2	PIVOT ADJUST ANGLE RH
	5806251	2	HEX HEAD CAP SCREW 2"
	5806250	2	HEX HEAD CAP SCREW 1-3/4"
28	0410309	2	PIVOTING TRACK PIVOT HINGE WELDMENT LH
	5806368	4	HEX NUT TOPLOCK
	5806245	4	HEX HEAD CAP SCREW 3/4"
	5806368	4	HEX NUT TOPLOCK
29	0410312	2	PIVOTING TRACK PIVOT HINGE WELDMENT RH
	5806245	6	HEX HEAD CAP SCREW 3/4"
	5806368	6	HEX NUT TOPLOCK
30	0410554	4	PIVOTING TRACK HINGE COMM LINK
	5806245	8	HEX HEAD CAP SCREW 3/4"
	5806368	4	NEX NUT TOPLOCK
	5806383	4	WING NUT 3/8-16
31	0410563	4	PIVOTING TRACK END SECTION RAIL

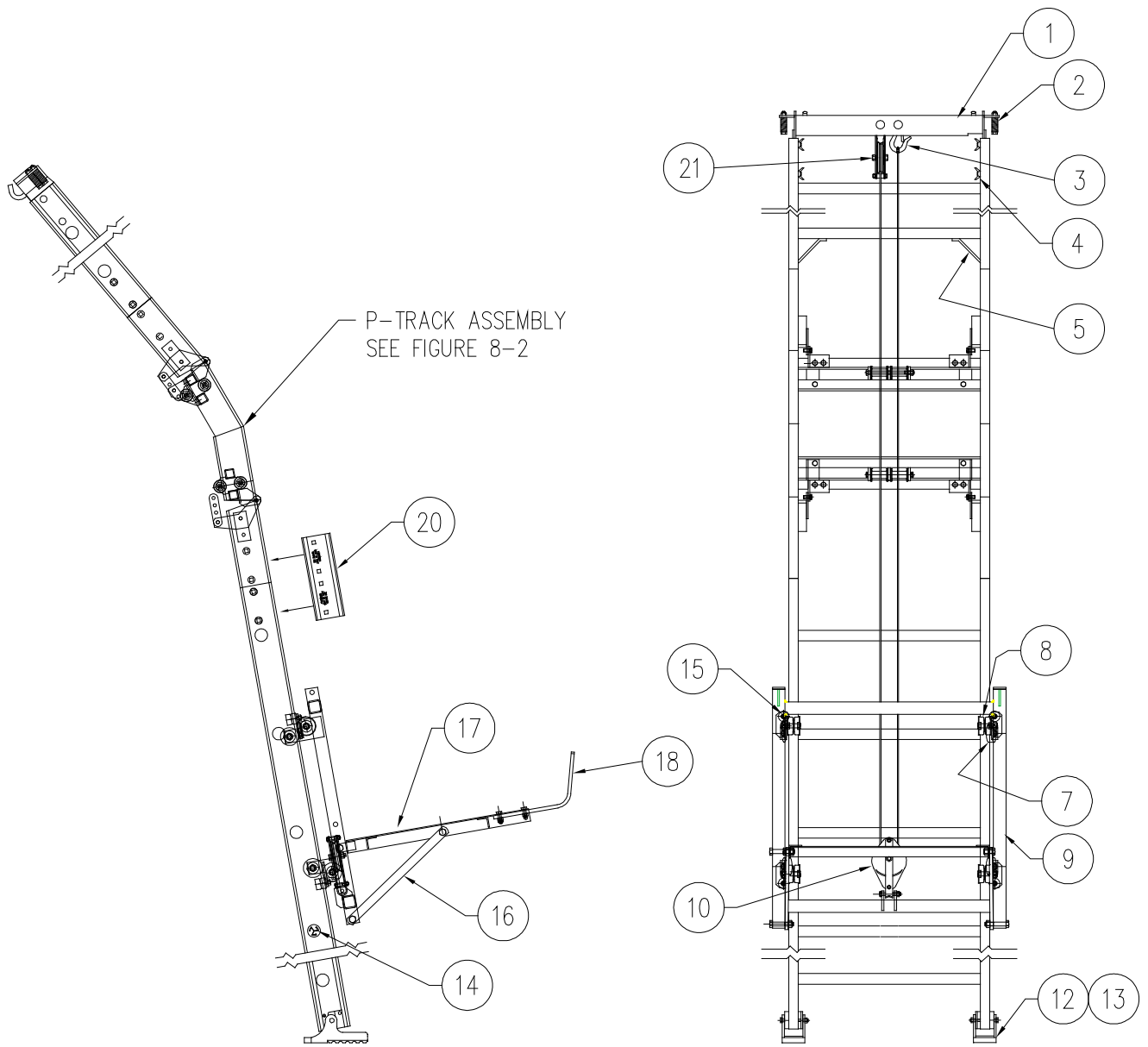


Figure 8-1.
Pivoting Platform Hoist Assembly Drawing

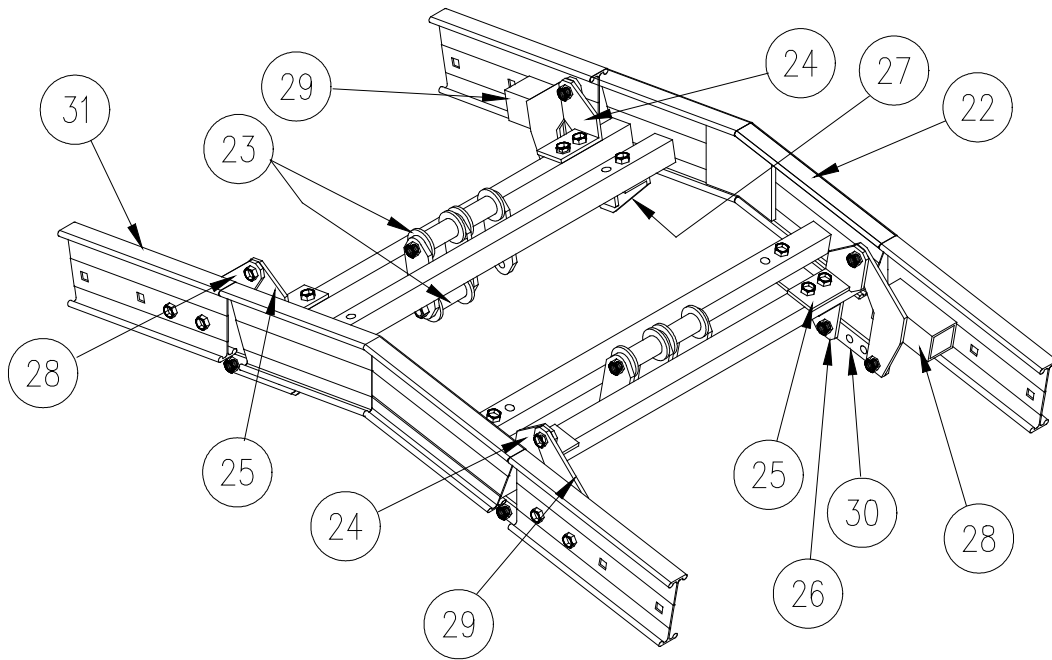


Figure 8-2.
Pivoting Track Assembly Drawing

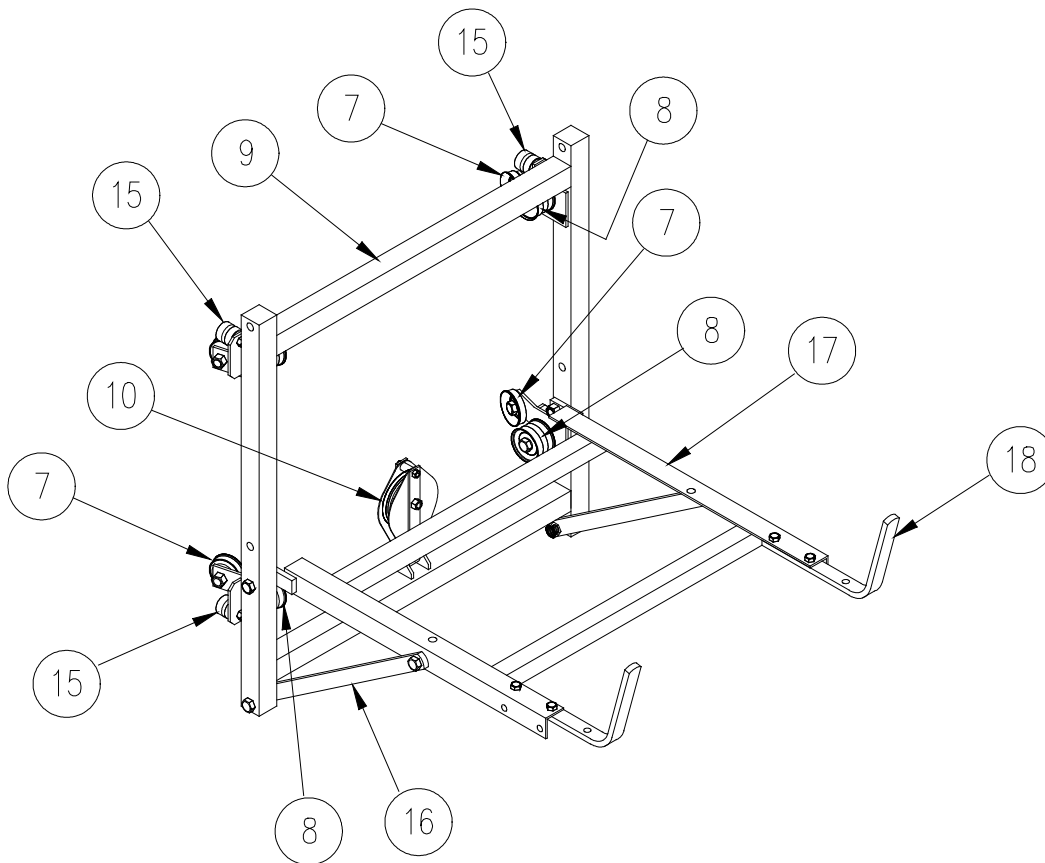


Figure 8-3.
Pivoting Platform Assembly Drawing